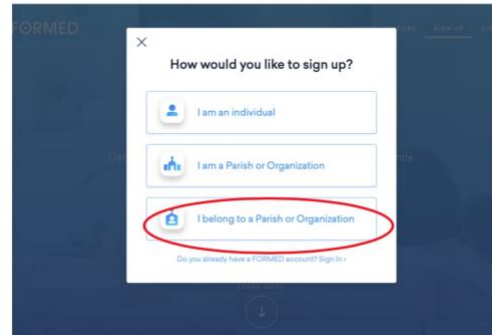


## How to Sign up to the FORMED website

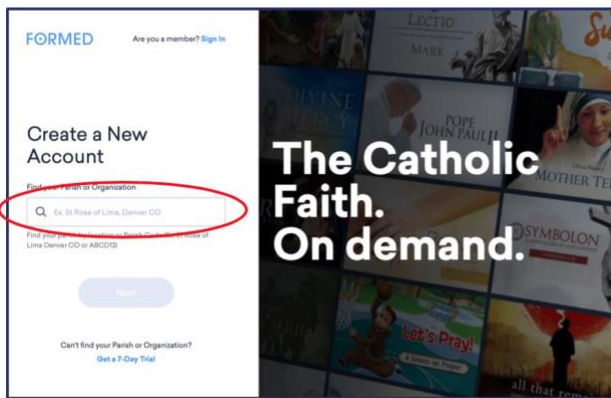
1. Go to the website: **formed.org**
2. Click on **SIGN UP**



3. This is the next screen. Make sure you select the third option which is **I BELONG TO A PARISH OR ORGANISATION.**



4. This is the next screen. In the box type in **St Paul's Menora**



### Create a New Account

Find your Parish or Organization

St Paul's Menora

### Create a New Account

Find your Parish or Organization

St Paul's Menora

St Paul's 289 Winter Street Summerside PE

St Paul's Church 9000 Highway 72 West Athens AL

St Paul's 1305 Main St. Annapolis AB

St Paul's 1035 8th Street South Nampa ID

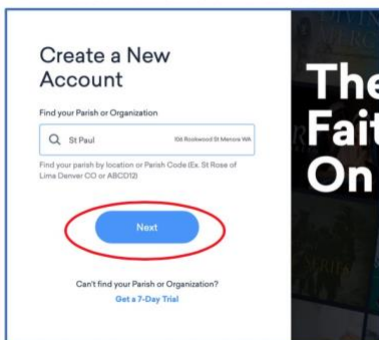
St Paul 106 Rookwood St Menora WA

St Paul 1800 10th Street North St. Petersburg FL

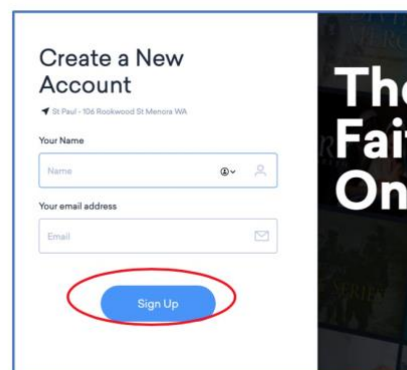
Can't find your Parish or Organization? Get a 7-Day Trial >

Or, as you begin to type it in, a drop-down box with a list of Parishes will appear, that looks like this. Select the one that says **St Paul 106 Rookwood St Menora WA**

5. It will fill in **St Paul** for you. Click on the **NEXT** button



6. Fill in your name and email address.
7. Click on **SIGN UP.**

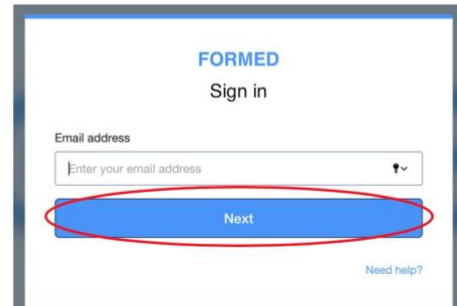


## How to use the **FORMED** website after you have signed up

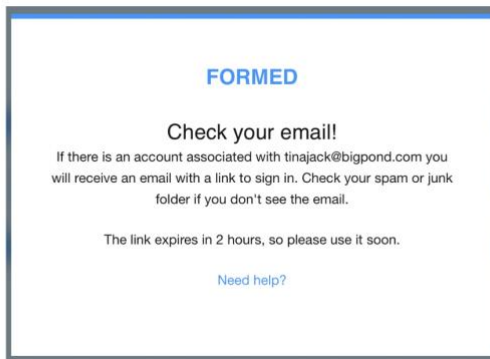
1. Go to the website: **formed.org**  
Click on **SIGN IN**



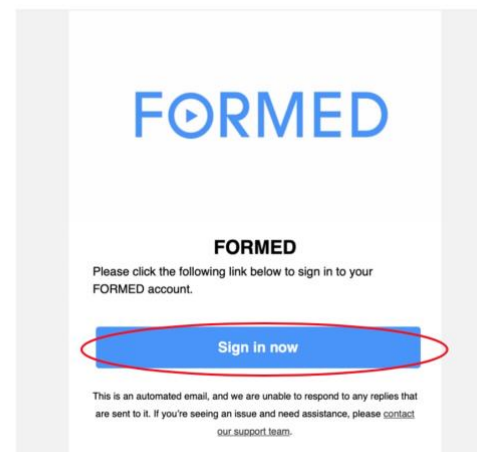
2. This is the screen that is next.  
In the box, type in the same email address that you used to sign up.  
Then click **NEXT**.



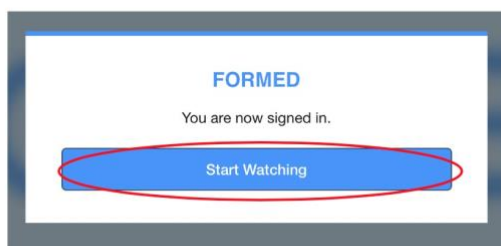
3. This is the screen that appears.



4. Open up your emails and there will be one like this one. Click on **SIGN IN NOW**



5. This is the screen that is next. Click on **START WATCHING** and enjoy.



The next time, just go to the website:  
**formed.org** and click on **SIGN IN**  
It will ask you for your email address  
and then will automatically sign you in.

